

AOL Browser Security Settings

Overview

The information below should resolve any security issues on our website when using AOL browser, version 9 or later.

'Security Settings' is a general term for the rules your browser follows when deciding what it will allow websites to do. These are in place to prevent malicious sites from making changes to your PC without your knowledge.

Most major websites including bet365.com adhere to the default settings for your browser. However, if your security settings are set higher than the default, they may prevent certain web pages from displaying correctly, or possibly prevent them from displaying at all.

If you continue to experience issues after completing the steps below, or would like one of our Customer Service Advisors to assist you with making these changes, please refer to the Contact Us information on our website by selecting the 'Contact Us' button.

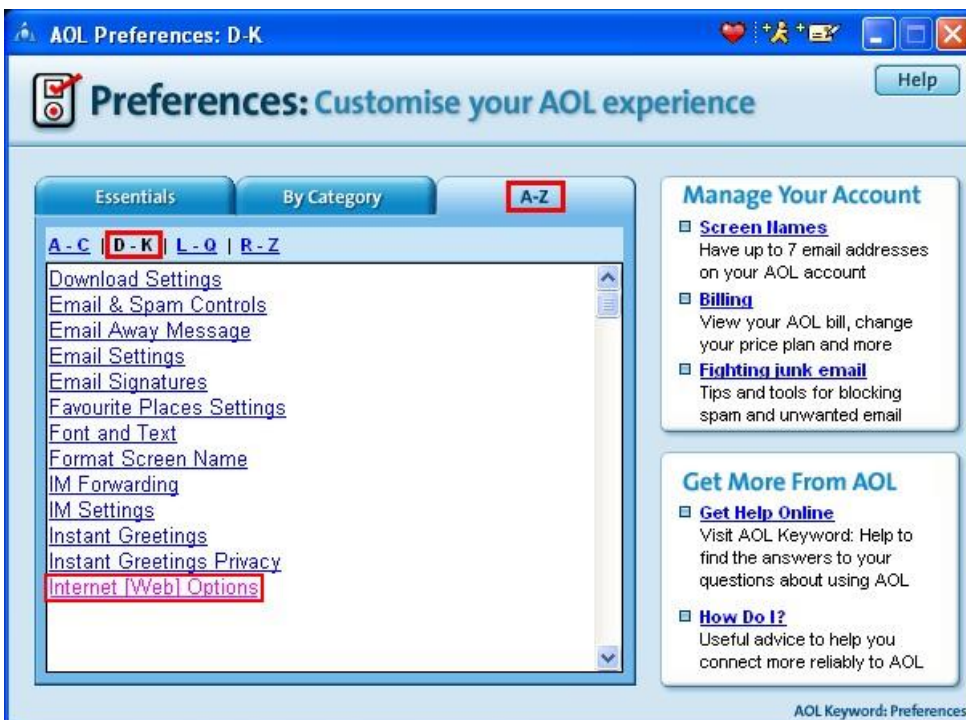
Alternatively, you can email support@customerservices365.com or call +44 (0)1782 684757.

Accessing AOL Security Settings

1a) Open up AOL and when you are presented with the AOL window, select the 'Settings' icon.

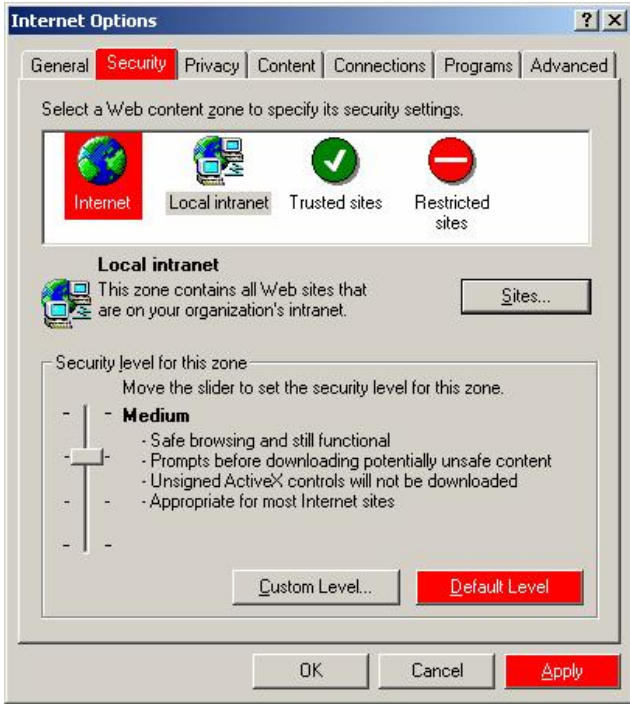


1b) This will open the AOL Preferences window; select the 'A-Z' tab and click on 'Internet [Web] Options'.

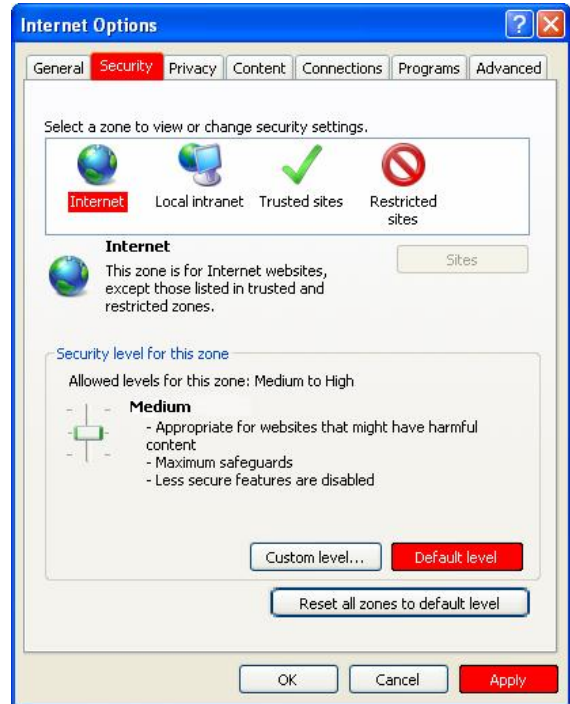


- 1c) This will open the 'Internet Options' control panel.
- 2a) Select the 'Security' tab, then click on the 'Internet' globe icon.
- 2b) Click on the 'Default Level' button and then 'Apply'.

Internet Explorer 6



Internet Explorer 7



- 3) Now close all internet browser windows that are currently open and reopen a new browser window, type in our website address and login to your account. You should now be able to browse our website without issue.
- If you continue to experience problems, please contact one of our Customer Service Advisors to assist you. Refer to the contact us information on page 1 of this document.